



## EU Type Examination Certificate CML 15ATEX3188 Issue 1

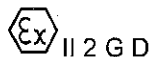
- 1 Equipment intended for use in Potentially Explosive Atmospheres Directive 2014/34/EU
- 2 Equipment **Exel Luminaire**
- 3 Manufacturer **CORTEM S.p.A**
- 4 Address Via Aquileia 10,  
34070 Villesse,  
Gorizia,  
Italy
- 5 The equipment is specified in the description of this certificate and the documents to which it refers.
- 6 Certification Management Limited, Unit 1 Newport Business Park, New Port Road, Ellesmere Port CH65 4LZ, UK, Notified Body Number 2503, in accordance with Article 17 of Directive 2014/34/EU of the European Parliament and of the Council, dated 26 February 2014, certifies that this equipment has been found to comply with the Essential Health and Safety Requirements relating to the design and construction of equipment intended for use in potentially explosive atmospheres given in Annex II to the Directive.  
  
The examination and test results are recorded in the confidential reports listed in Section 12.
- 7 If an 'X' suffix appears after the certificate number, it indicates that the equipment is subject to conditions of safe use (affecting correct installation or safe use). These are specified in Section 14.
- 8 This EU Type Examination certificate relates only to the design and construction of the specified equipment or component. Further requirements of Directive 2014/34/EU Article 13 apply to the manufacture of the equipment or component and are separately certified.
- 9 Compliance with the Essential Health and Safety Requirements, with the exception of those listed in the confidential report, has been demonstrated through compliance with the following documents:

EN 60079-0: 2012 +A11 2013  
EN 60079-18:2015

EN 60079-1:2007  
IEC 60079-28:2015 Ed 2

EN 60079-7:2007  
EN 60079-31:2014

- 10 The equipment shall be marked with the following:



II 2 G D

Ex d e mb op is IIC T5 Gb  
Ex tb IIIC T64°C Db

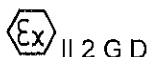
Ta=-40°C to +55°C



II 2 G D

Ex d e mb op is IIC T6 Gb  
Ex tb IIIC T49°C Db

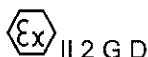
Ta=-40°C to +40°C



II 2 G D

Ex d e mb op is IIC T6 Gb  
Ex tb IIIC T55°C Db

Ta =-20°C to +40°C



II 2 G D

Ex d e mb op is IIC T5 Gb  
Ex tb IIIC T61°C Db

Ta =-20°C to +50°C



CML 15ATEX3188  
Issue 1

## 11 Description

The Exel is a luminaire that is comprised of an increased safety enclosure, encapsulated LEDs and a flameproof driver assembly. The increased safety enclosure is comprised of two parts, a GRP base and transparent polycarbonate lid joined by a silicon gasket which provides an IP66 seal.

There are 4 models in the range:

Exel 215L  
Exel 215L/1  
Exel 230L  
Exel 230L/1

### Variation 1

An emergency version of the luminaire has been added to the range using the existing enclosure, LEDs and driver. The new model numbers are as follows:

Exel-215LE..  
Exel-230LE..

Where .. refers to options regarding the battery capacity.

## 12 Certificate history and evaluation reports

Issue	Date	Associated report	Notes
0	21 Dec 2015	R546A/00	Release of prime certificate
1	13/06/2016	R961A/00	The addition of an emergency version of the Exel Change of electrical rating Description extended Update certificate to reference the 2014/34/EU Directive

Note: Drawings that describe the equipment or component are listed in the Annex.

## 13 Conditions of manufacture

The following conditions are required of the manufacturing process for compliance with the certification.

- 13.1 Where the product incorporates certified parts or safety critical components the manufacturer shall ensure that any changes to those parts or components do not affect the compliance of the certified product that is the subject of this certificate.
- 13.2 Each luminaire shall be subjected to a routine dielectric strength test of  $2 X U + 1000V$  rms and a minimum of 1500V for 60 seconds as per EN 60079-7 clause 7.1. Alternatively the test may be carried out at 1.2 times the test voltage, but maintained for 100ms. A DC test voltage may be used but shall be 1.4 X the specified AC rms test voltage. The LED modules and driver may be disconnected for this test.
- 13.3 Each encapsulated LED assembly shall be subjected to a routine dielectric strength test of 500V for 1 second, as per EN 60079-18 clause 9.2. Alternatively the test may be carried out at 1.2 times the test voltage, but maintained for 100ms



**CML 15ATEX3188**  
**Issue 1**

- 13.4 The LED modules of each piece of "m" equipment shall be subjected to a visual inspection. No damage shall be evident, such as cracks in the compound, exposure of the parts, flaking, inadmissible shrinkage, swelling, decomposition, failure of adhesion, or softening.
- 13.5 The luminaires shall be marked according to document A4-6526 Revision 0

**14 Special Conditions for Safe Use (Conditions of Certification)**

None

## Certificate Annex

**Certificate Number** CML 15ATEX3188  
**Equipment** Exel Luminaire  
**Manufacturer** CORTEM S.p.A.



The following documents describe the equipment or component defined in this certificate:

### Issue 0

Drawing No	Sheets	Rev	Approved date	Title
A3-6364	1 to 3	0	21/12/2015	LED Tube LTT Detail of encapsulation and increased safety
A4-6366	1 to 3	0	21/12/2015	TECHNICAL NOTE
A3-6284	1 of 1	1	21/12/2015	Striscia LED L=560 versione 1
A4-6464	1 of 1	0	21/12/2015	EXEL-2..L TAG DRAWING FOR ATEX CERTIFICATION

### Issue 1

Drawing No	Sheets	Rev	Approved date	Title
A3-6527	1 of 2	0	13/06/2016	EXEL-2..L Luminaires Assembly and External Dimensions
A3-6527	2 of 2	0	13/06/2016	EXEL-2..L Luminaires Electronic ballast / Circuit diagrams
A4-6526	1 to 3	0	13/06/2016	TECHNICAL NOTE